
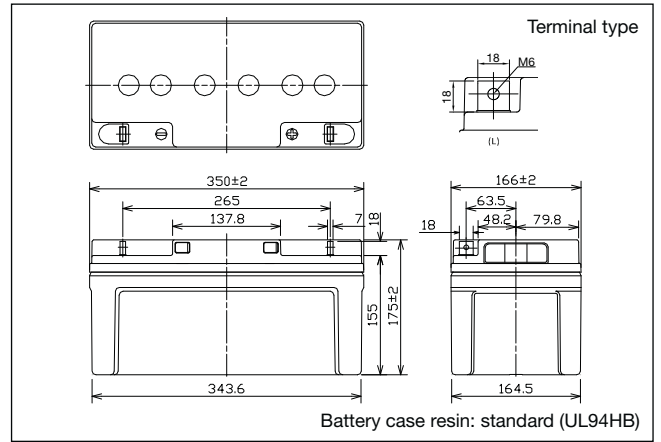


LC-X1275P*1

For standby power supplies.
Expected trickle design life: 10 – 12 years at 20°C according to Eurobat.



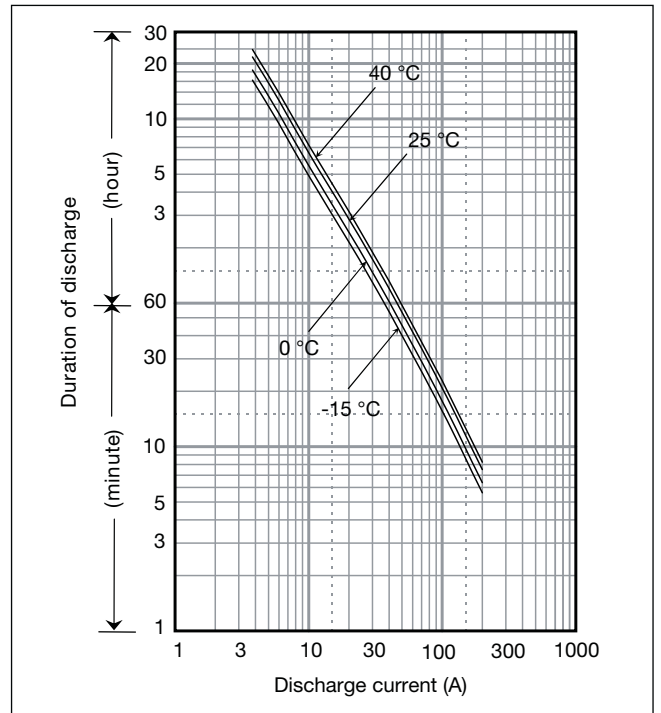
Dimensions (mm)



Specifications

Nominal voltage	12V	
Nominal capacity (20 hour rate)	75Ah	
Dimensions	Length	350mm
	Width	166mm
	Height	175mm
	Total Height	175mm
Approx. mass	24kg	
Terminal	M6 Bolt and Nut type	

Duration of discharge vs Discharge current



Characteristics

Capacity (25°C)	20 hour rate 10 hour rate 5 hour rate 1 hour rate	75Ah 68Ah 61Ah 45Ah
Internal resistance	Fully charged battery (25°C)	5mΩ
Temperature dependency of capacity (20 hour rate)	40°C	102%
	25°C	100%
	0°C	85%
	-15°C	65%
Self discharge (25°C)	After 3 months	91%
	After 6 months	82%
	After 12 months	64%

Watt Table

(Wattage/Battery)

Cut-off V	10min	15min	20min	30min	45min	1h	1.5h	2h	3h	4h	5h	6h	10h	20h	24h
9.6V	1985	1546	1350	1017	722	601	411	327	220	171	149	125	79.5	45.0	37.2
9.9V	1962	1538	1342	1009	703	599	403	325	216	169	147	125	79.5	45.0	37.2
10.2V	1955	1531	1327	994	699	595	400	321	215	168	144	124	78.6	45.0	37.2
10.5V	1783	1446	1265	978	691	591	395	317	215	168	144	124	78.6	45.0	37.2
10.8V	1693	1400	1234	962	597	512	355	301	205	164	143	120	77.8	44.1	37.2

Ampere Table

(Ampere/Battery)

Cut-off V	10min	15min	20min	30min	45min	1h	1.5h	2h	3h	4h	5h	6h	10h	20h	24h
9.6V	177	134	116	86.9	61.5	51.0	34.8	27.6	18.5	14.3	12.4	10.4	6.62	3.75	3.10
9.9V	175	134	116	86.3	59.9	50.8	34.1	27.4	18.2	14.2	12.2	10.4	6.62	3.75	3.10
10.2V	175	133	114	84.9	59.5	50.5	33.8	27.1	18.1	14.0	12.0	10.4	6.55	3.75	3.10
10.5V	159	126	109	83.6	58.9	50.2	33.4	26.8	18.1	14.0	12.0	10.4	6.55	3.75	3.10
10.8V	151	122	106	82.3	50.8	43.5	30.1	25.4	17.3	13.7	11.9	10.0	6.49	3.68	3.10

*1 This battery is also available with a flame retardant battery case resin (UL94 V-0).

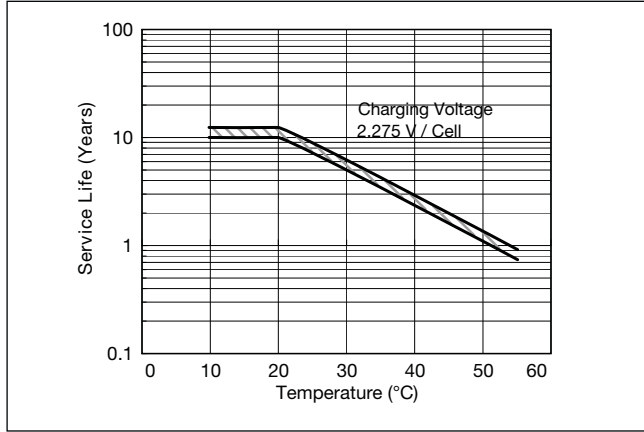
Charging Method

Trickle use	Control voltage: 13.6 - 13.8V; Initial current: 11.25A or smaller
-------------	--

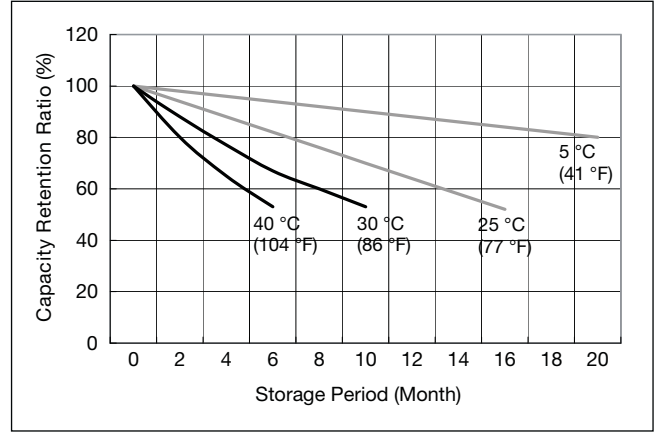
Cut off voltage

Discharge current	3.75A - 15A	15A - 37.5A	37.5A - 75A	75A - 150A	150A - 225A
Cut off voltage (V)	10.5	10.2	9.9	9.3	8.7

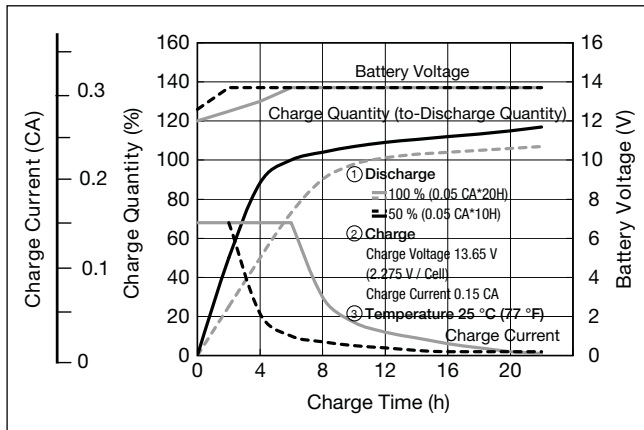
Influence of Temperature on Trickle life



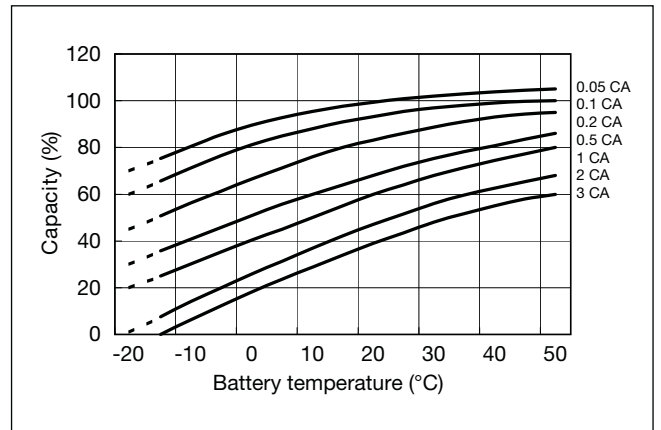
Residual capacity vs storage period



Constant-voltage and constant-current charge characteristics for Trickle use



Discharge capacity by temperature and by discharge current



Discharge characteristics

