

**LC-X1265PG**

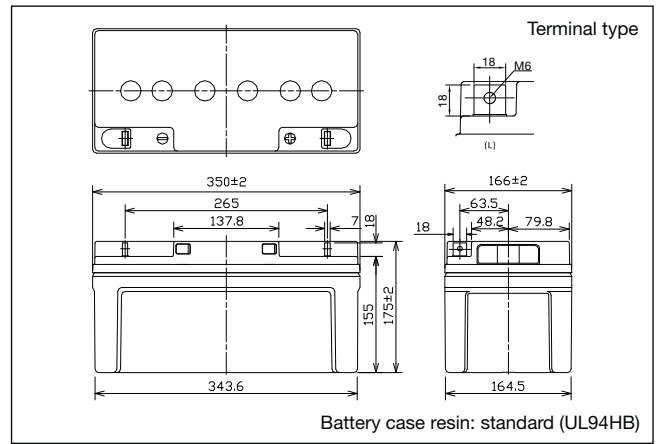
For standby power supplies. Expected trickle design life:  
10 – 12 years at 20°C according to Eurobat.

VdS

G199090



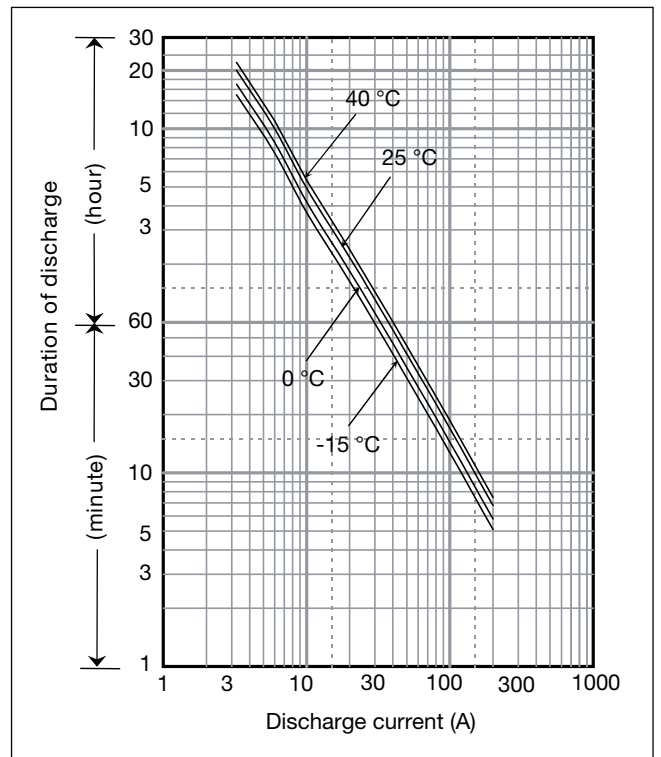
**Dimensions (mm)**



**Specifications**

Nominal voltage	12V	
Nominal capacity (20 hour rate)	65Ah	
Dimensions	Length	350mm
	Width	166mm
	Height	175mm
	Total Height	175mm
Approx. mass	20kg	
Terminal	M6 Bolt and Nut type	

**Duration of discharge vs Discharge current**



**Characteristics**

Capacity (25°C)	20 hour rate	65Ah
	10 hour rate	59Ah
	5 hour rate	53Ah
	1 hour rate	40Ah
Internal resistance	Fully charged battery (25°C)	7mΩ
Temperature dependency of capacity (20 hour rate)	40°C	102%
	25°C	100%
	0°C	85%
	-15°C	65%
Self discharge (25°C)	After 3 months	91%
	After 6 months	82%
	After 12 months	64%

**Watt Table**

(Wattage/Battery)

Cut-off V	3min	5min	10min	15min	20min	30min	45min	1h	1.5h	2h	3h	4h	5h	6h	10h	20h	24h
9.6V	2235	1884	1439	1127	956	742	533	501	321	290	201	158	131	115	70.8	39.0	32.4
9.9V	2180	1851	1422	1116	951	734	520	494	313	289	198	157	127	115	70.8	39.0	32.4
10.2V	2010	1735	1386	1093	935	725	515	484	307	281	196	156	126	114	70.1	38.9	32.3
10.5V	1787	1554	1284	1017	888	709	507	474	300	272	193	154	125	113	69.7	38.8	32.2
10.8V	1509	1374	1145	949	865	685	499	465	292	259	189	152	122	111	69.0	38.6	32.0

**Ampere Table**

(Ampere/Battery)

Cut-off V	3min	5min	10min	15min	20min	30min	45min	1h	1.5h	2h	3h	4h	5h	6h	10h	20h	24h
9.6V	201	169	129	98.0	82.4	63.4	45.4	42.5	27.2	24.5	16.9	13.2	10.9	9.6	5.90	3.25	2.70
9.9V	196	166	127	97.0	82.0	62.7	44.3	41.9	26.5	24.4	16.6	13.1	10.6	9.6	5.90	3.25	2.70
10.2V	181	156	124	95.0	80.6	62.0	43.9	41.1	26.0	23.8	16.4	13.0	10.5	9.5	5.84	3.24	2.69
10.5V	161	139	115	88.4	76.6	60.6	43.2	40.3	25.4	22.9	16.2	12.9	10.4	9.4	5.81	3.23	2.68
10.8V	136	123	102	82.5	74.5	58.5	42.5	39.4	24.7	21.9	15.8	12.8	10.2	9.3	5.75	3.21	2.66

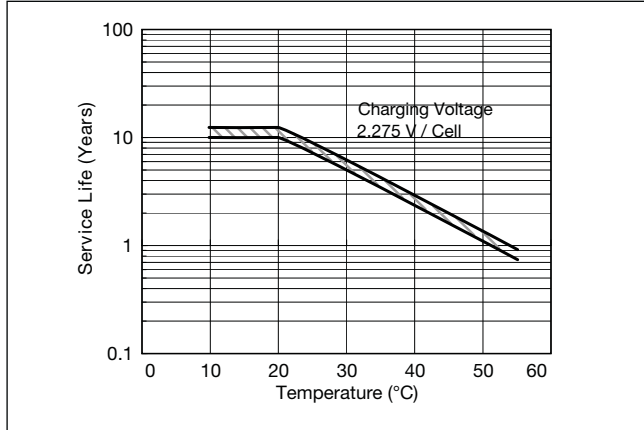
**Charging Method**

Trickle use Control voltage: 13.6 - 13.8V; Initial current: 9.75A or smaller

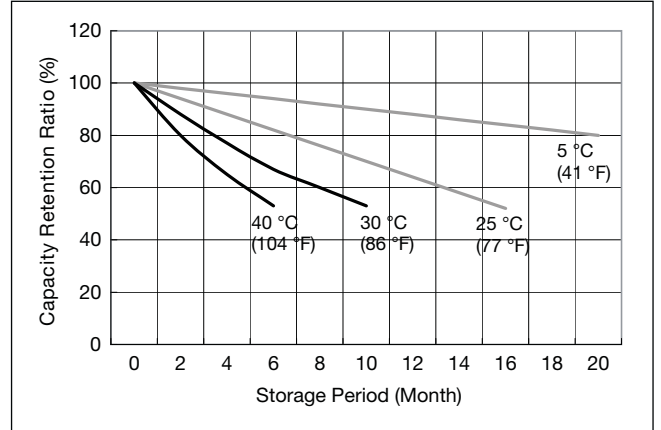
**Cut off voltage**

Discharge current	3.25A - 13A	13A - 32.5A	32.5A - 65A	65A - 130A	130A - 195A
Cut off voltage (V)	10.5	10.2	9.9	9.3	8.7

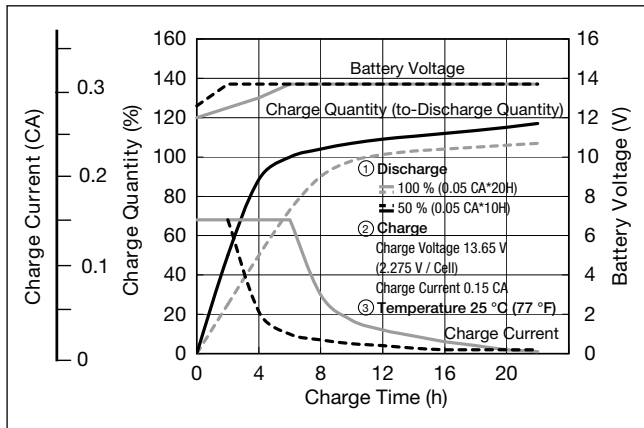
**Influence of Temperature on Trickle life**



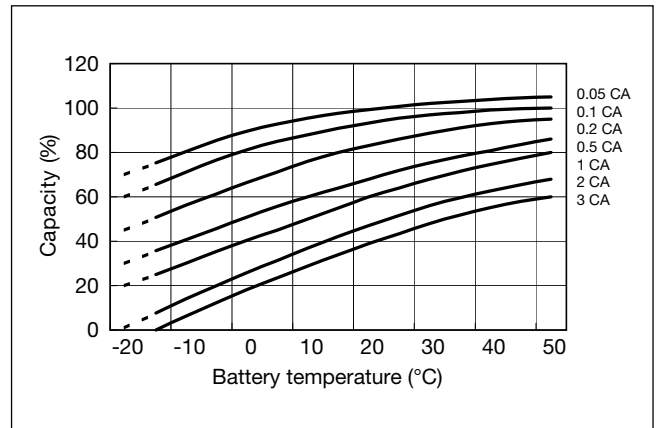
**Residual capacity vs storage period**



**Constant-voltage and constant-current charge characteristics for Trickle use**



**Discharge capacity by temperature and by discharge current**



**Discharge characteristics**

