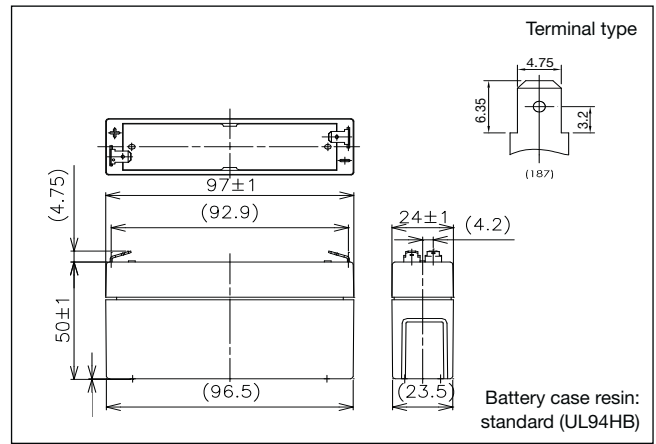


LC-R061R3P*1

For main and standby power supplies.
Expected trickle design life: 6 – 9 years at 20°C according to Eurobat.



Dimensions (mm)



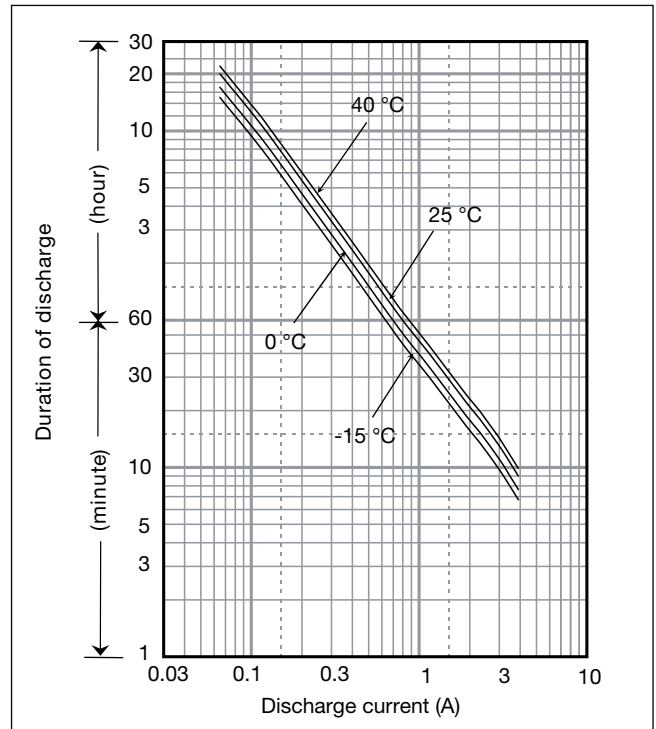
Specifications

Nominal voltage	6V	
Nominal capacity (20 hour rate)	1.3Ah	
Dimensions	Length	97mm
	Width	24mm
	Height	50mm
	Total Height	55mm
Approx. mass	0.3kg	
Terminal	Faston 187	

Characteristics

Capacity (25°C)	20 hour rate	1.3Ah
	10 hour rate	1.2Ah
	5 hour rate	1.05Ah
	1 hour rate	0.85Ah
Internal resistance	Fully charged battery (25°C)	50mΩ
Temperature dependency of capacity (20 hour rate)	40°C	102%
	25°C	100%
	0°C	85%
	-15°C	65%
Self discharge (25°C)	After 3 months	91%
	After 6 months	82%
	After 12 months	64%

Duration of discharge vs Discharge current



Watt Table

Cut-off V	(Wattage/Battery)																
	3min	5min	10min	15min	20min	30min	45min	1h	1.5h	2h	3h	4h	5h	6h	10h	20h	24h
4.8V	39.1	30.8	20.1	15.4	12.9	9.61	6.78	5.42	3.73	2.89	2.15	1.65	1.36	1.10	0.726	0.393	0.328
4.95V	36.2	28.9	19.7	15.3	12.7	9.51	6.74	5.42	3.66	2.86	2.14	1.64	1.35	1.09	0.723	0.392	0.327
5.1V	33.4	27.1	19.2	15.0	12.5	9.40	6.68	5.32	3.58	2.79	2.12	1.63	1.34	1.08	0.715	0.391	0.326
5.25V	29.7	24.3	17.8	13.9	11.8	9.19	6.57	5.21	3.51	2.69	2.08	1.62	1.33	1.07	0.712	0.390	0.325
5.4V	25.1	21.4	15.9	13.0	11.5	8.87	6.47	5.10	3.41	2.57	2.04	1.60	1.30	1.05	0.704	0.388	0.323

Ampere Table

Cut-off V	(Ampere/Battery)																
	3min	5min	10min	15min	20min	30min	45min	1h	1.5h	2h	3h	4h	5h	6h	10h	20h	24h
4.8V	7.02	5.53	3.59	2.67	2.22	1.64	1.16	0.921	0.632	0.488	0.361	0.276	0.228	0.183	0.121	0.0655	0.0547
4.95V	6.52	5.18	3.52	2.65	2.18	1.63	1.15	0.921	0.619	0.484	0.359	0.274	0.226	0.182	0.120	0.0654	0.0545
5.1V	6.01	4.86	3.43	2.60	2.15	1.61	1.14	0.903	0.607	0.471	0.356	0.273	0.224	0.181	0.119	0.0652	0.0543
5.25V	5.34	4.35	3.18	2.42	2.04	1.57	1.12	0.885	0.594	0.455	0.350	0.271	0.222	0.178	0.119	0.0650	0.0542
5.4V	4.51	3.85	2.83	2.26	1.99	1.52	1.10	0.867	0.578	0.433	0.343	0.267	0.217	0.176	0.117	0.0646	0.0538

*1 This battery is also available with a flame retardant battery case resin (UL94 V-0).

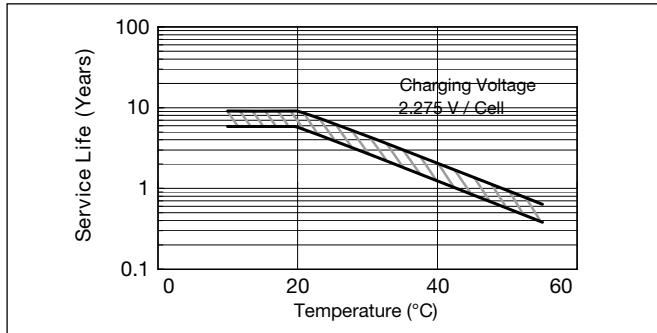
Charging Method

Cycle use	Control voltage: 7.25 - 7.45V; Initial current: 0.52A or smaller
Trickle use	Control voltage: 6.8 - 6.9V; Initial current: 0.195A or smaller

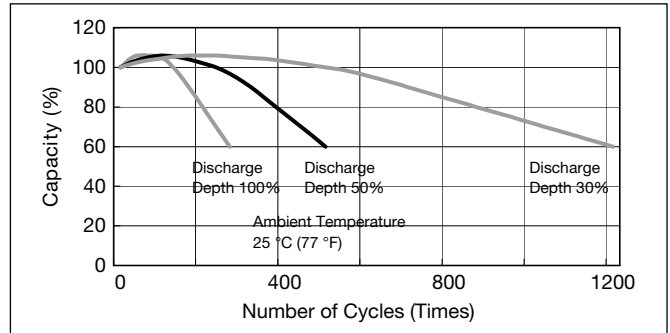
Cut off voltage

Discharge current	0.065A - 0.26A	0.26A - 0.65A	0.65A - 1.3A	1.3A - 2.6A	2.6A - 3.9A
Cut off voltage (V)	5.25	5.1	4.95	4.65	4.35

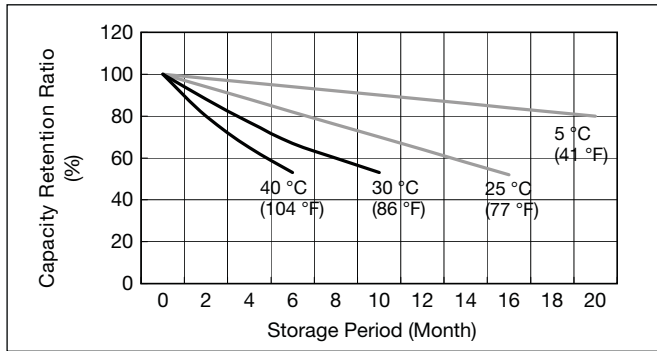
Influence of Temperature on Trickle life



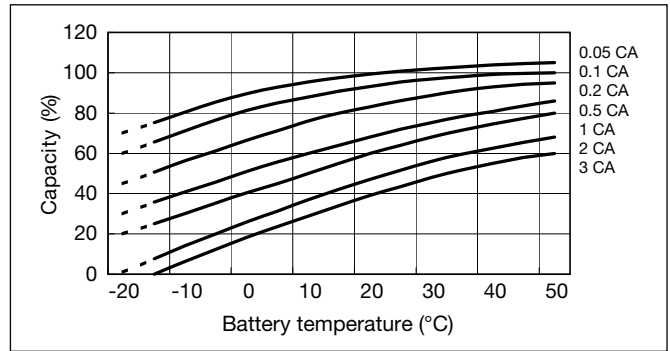
Cycle life vs Depth of discharge



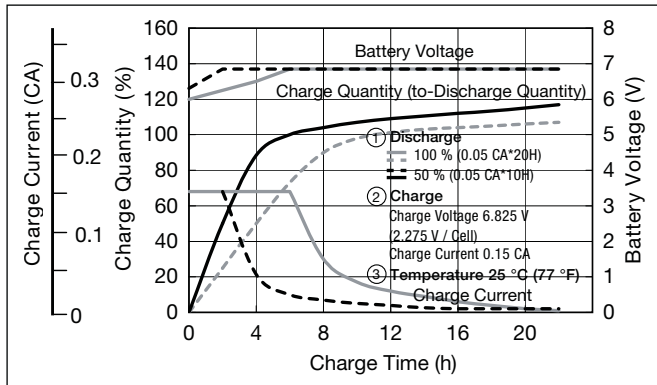
Residual capacity vs storage period



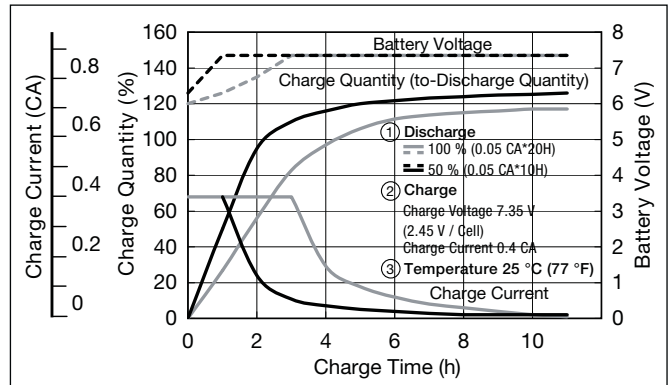
Discharge capacity by temperature and by discharge current



Constant-voltage and constant-current charge characteristics for Trickle use



Constant-voltage and constant-current charge characteristics for Cycle use



Discharge characteristics

