

# FIAMM

Industrial Batteries

# FG series

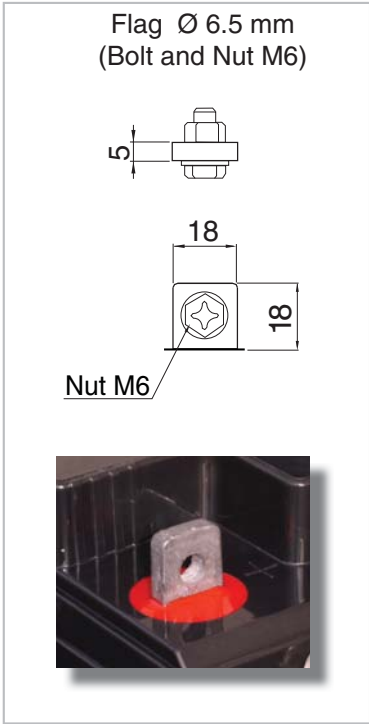
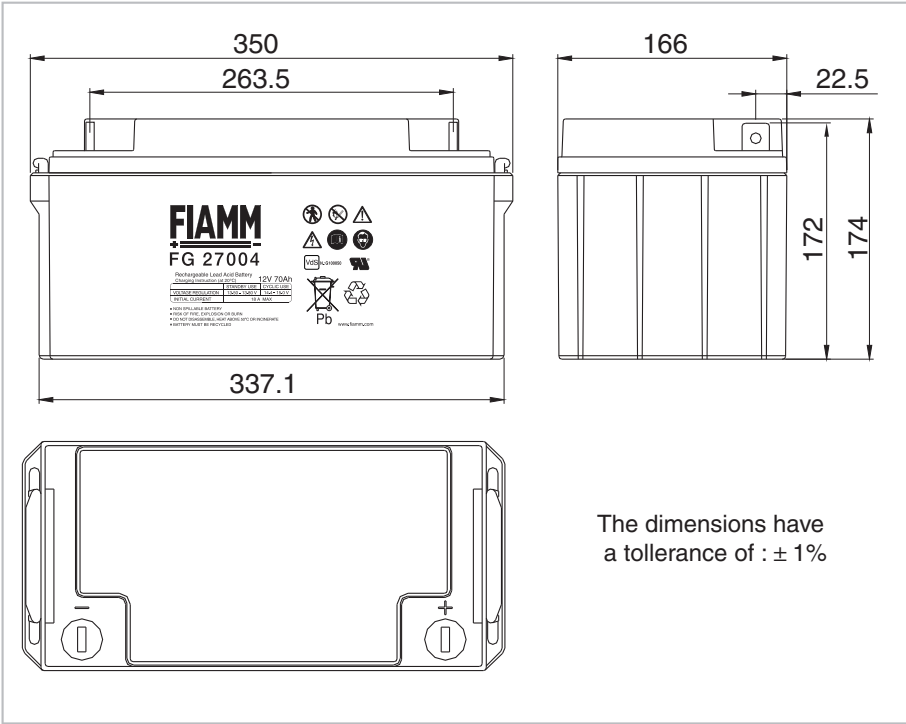


## FG27004

### 12 Volt 70 Ah

FG27004 is a general purpose application battery. Within the FG range FIAMM offer 6V and 12V monoblocs at various amp hour capacities enable the right battery selection for each requirement. FIAMM is a Manufacturer of VRLA batteries and is supported by a dedicated sales network with market knowledge and experience of small sealed lead acid battery applications.

Features	
Nominal Voltage	12 Volt
Nominal Capacity	70 Ah 20 hours rate to 1.75 Vpc at 25 °C
Float charging voltage	13.50 - 13.80 V/bloc at 25 °C
Boost charge voltage	14.40 - 15.00 V/bloc at 25 °C
Float voltage compensation	-18mV/°C
Maximum charging current	17.5 A
Case	ABS with HB fiammability rate (according UL 94)
Internal resistance	3.6 mΩ in full charged condition
Weight	22.6 kg
Dimensions	L x W x H (TH): 350 x 166 x 174 (174)
Operative temperature range	-20 °C to 50 °C
Shelf life procedures	As batteries lose part of their capacity, during storage, due to self discharge. Fiamm recommends FG range of batteries can be stored for 6 months at an ambient temperature of 20 and 25 °C (see attached graph on reverse). Longer storage requires a recharge. This should be carried out in line with Fiamm recommended method; 2.4 V/cell for no longer than 24 hours at 20 °C



SSLA Products

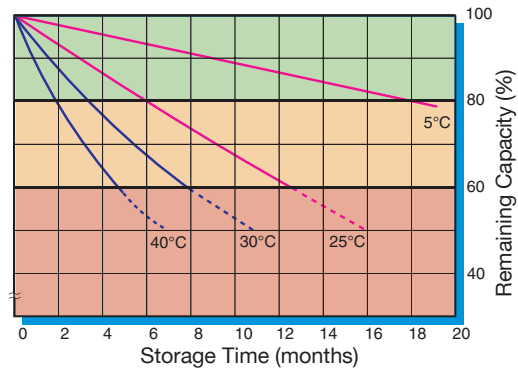
## FG27004 12 Volt 70 Ah

Capacity loss during storage at various temperatures

The battery can be used without refreshing charge

Refreshing charge at 2.4 Vpc for 24 hours (at 20-25°C) must be applied as soon as possible.

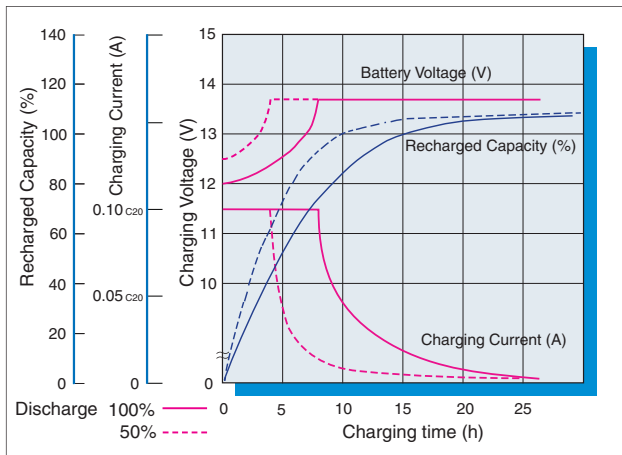
Refreshing charge of 2.4 Vpc may be insufficient to recover the battery capacity. It is important to avoid this area



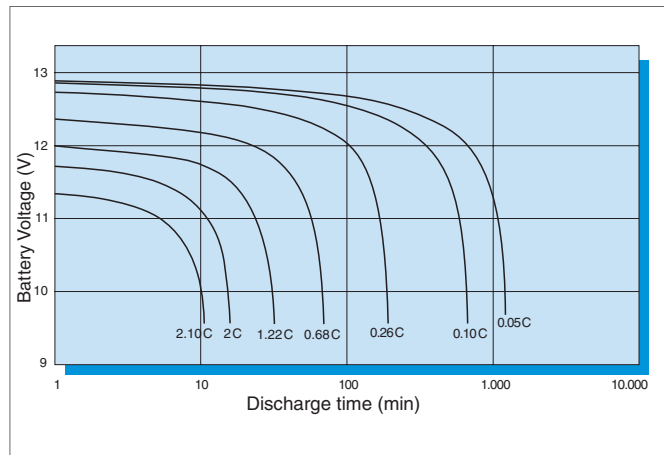
VdS N.:G100050



### Battery Voltage and Charge Time for Standby Use (at 25°C)



### Discharge curves at different current / final voltage (at 25°C)



### Constant Current discharge table (Amperes)

End voltage	5 min	10 min	15 min	20 min	30 min	45 min	1 hour	2 hrs	3 hrs	5 hrs	10 hrs	20 hrs
9.60 V	236	170	129	105	77.1	56.0	44.1	24.8	17.9	11.8	6.54	3.61
9.90 V	224	164	126	102	76.1	55.5	43.6	24.5	17.7	11.7	6.49	3.58
10.02 V	217	160	124	101	75.3	55.0	43.3	24.4	17.5	11.6	6.45	3.56
10.20 V	210	156	122	99.9	74.6	54.6	43.0	24.1	17.4	11.5	6.40	3.53
10.50 V	196	149	117	97.1	73.0	53.4	42.5	23.7	17.1	11.3	6.27	3.50
10.80 V	177	138	111	92.4	69.9	51.4	41.2	23.2	16.6	10.9	6.11	3.44

### Constant Power discharge table (Watts per bloc)

End voltage	5 min	10 min	15 min	20 min	30 min	45 min	1 hour	2 hrs	3 hrs	5 hrs	10 hrs	20 hrs
9.60 V	2358	1740	1350	1116	842	623	496	283	205	136	75.9	42.1
9.90 V	2250	1688	1322	1100	833	619	492	281	204	136	75.6	41.8
10.02 V	2181	1651	1309	1087	826	615	489	279	203	135	75.3	41.7
10.20 V	2112	1614	1296	1075	820	610	487	276	201	134	75.0	41.6
10.50 V	1974	1544	1248	1049	805	599	482	274	199	132	73.9	41.5
10.80 V	1800	1445	1189	1005	776	580	469	268	195	128	72.2	41.0