

FIAMM

Industrial Batteries

FG series



FG26507

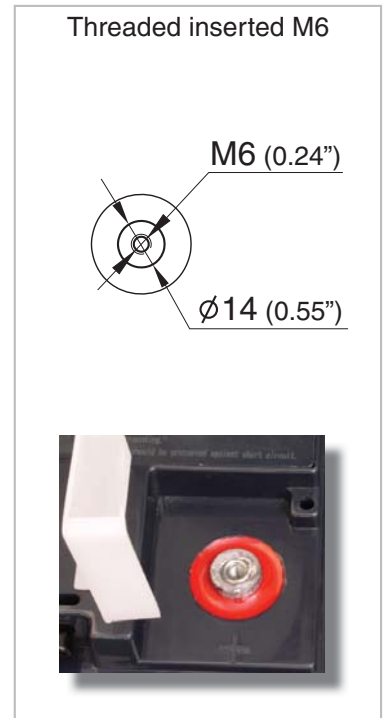
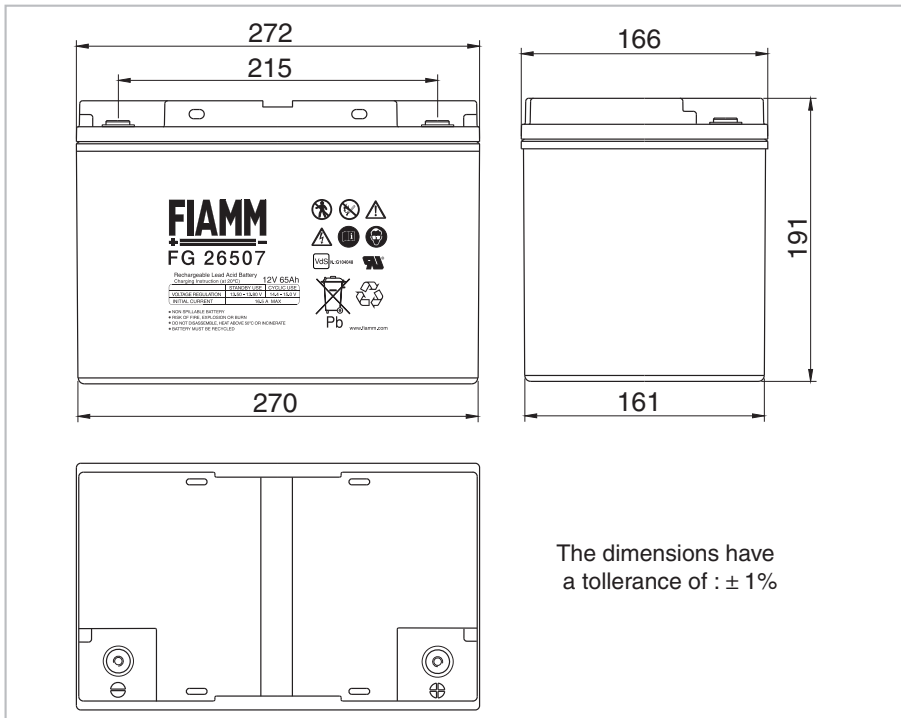
12 Volt 65 Ah

FG26507 is a general purpose application battery. Within the FG range FIAMM offer 6V and 12V monoblocs at various amp hour capacities enable the right battery selection for each requirement. FIAMM is a Manufacturer of VRLA batteries and is supported by a dedicated sales network with market knowledge and experience of small sealed lead acid battery applications.

SSLA Products

Features

Nominal Voltage	12 Volt
Nominal Capacity	65 Ah 20 hours rate to 1.75 Vpc at 25 °C
Float charging voltage	13.50 - 13.80 V/bloc at 25 °C
Boost charge voltage	14.40 - 15.00 V/bloc at 25 °C
Float voltage compensation	-18mV/°C
Maximum charging current	16.25 A
Case	ABS with HB flammability rate (according UL 94)
Internal resistance	3.5 mΩ in full charged condition
Weight	23.2 kg
Dimensions	L x W x H (TH): 271 x 166 x 190 (190)
Operative temperature range	-20 °C to 50 °C
Shelf life procedures	As batteries lose part of their capacity, during storage, due to self discharge. FIAMM recommends FG range of batteries can be stored for 6 months at an ambient temperature of 20 and 25 °C (see attached graph on reverse). Longer storage requires a recharge. This should be carried out in line with FIAMM recommended method; 2.4 V/cell for no longer than 24 hours at 20 °C



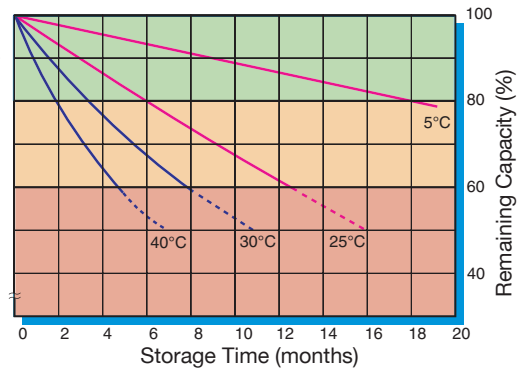
FG26507 12 Volt 65 Ah

Capacity loss during storage at various temperatures

The battery can be used without refreshing charge

Refreshing charge at 2.4 Vpc for 24 hours (at 20-25°C) must be applied as soon as possible.

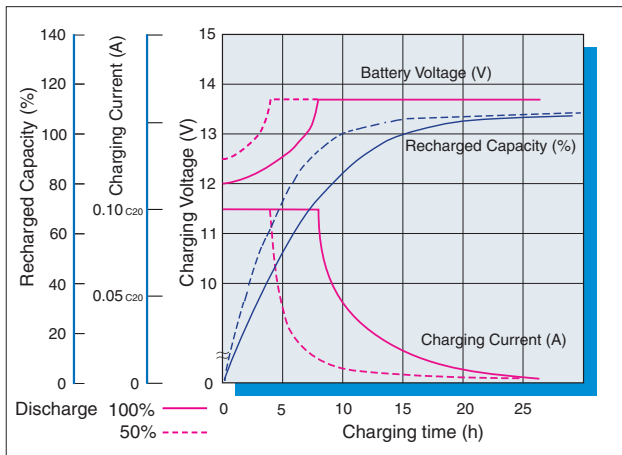
Refreshing charge of 2.4 Vpc may be insufficient to recover the battery capacity. It is important to avoid this area



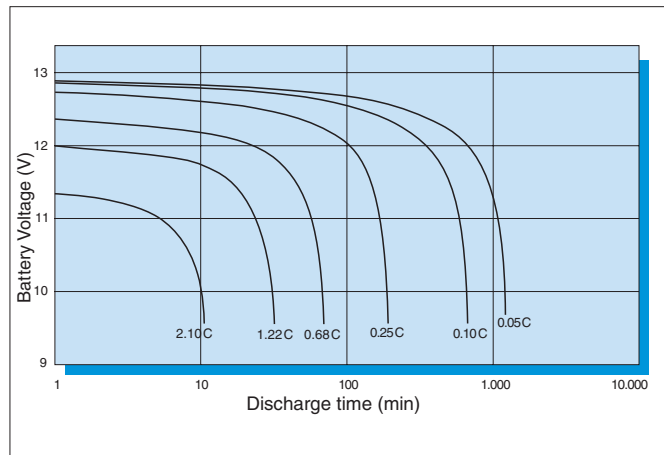
VdS N.:G104048



Battery Voltage and Charge Time for Standby Use (at 25°C)



Discharge curves at different current / final voltage (at 25°C)



Costant Current discharge table (Amperes)

End voltage	5 min	10 min	15 min	20 min	30 min	45 min	1 hour	2 hrs	3 hrs	5 hrs	10 hrs	20 hrs
9.60 V	219	158	120	97.2	71.6	52.0	40.9	23.0	16.6	11.0	6.07	3.36
9.90 V	208	152	117	95.2	70.6	51.5	40.5	22.8	16.4	10.9	6.03	3.32
10.02 V	201	148	115	93.9	69.9	51.1	40.2	22.6	16.3	10.8	5.99	3.30
10.20 V	195	145	114	92.7	69.3	50.7	40.0	22.4	16.1	10.7	5.95	3.28
10.50 V	182	138	109	90.1	67.8	49.5	39.4	22.0	15.9	10.5	5.82	3.25
10.80 V	165	129	103	85.8	64.9	47.7	38.2	21.5	15.4	10.1	5.68	3.20

Costant Power discharge table (Watts per bloc)

End voltage	5 min	10 min	15 min	20 min	30 min	45 min	1 hour	2 hrs	3 hrs	5 hrs	10 hrs	20 hrs
9.60 V	2190	1616	1254	1036	782	578	460	263	190	127	70.5	39.1
9.90 V	2089	1568	1228	1021	773	575	457	261	189	126	70.2	38.8
10.02 V	2025	1533	1216	1010	767	571	454	259	188	125	69.9	38.7
10.20 V	1961	1499	1203	998	761	567	452	257	187	124	69.6	38.6
10.50 V	1833	1434	1159	974	748	556	447	254	185	123	68.6	38.5
10.80 V	1671	1342	1104	933	721	539	436	249	181	119	67.1	38.1