

# FIAMM

Industrial Batteries

# FG series



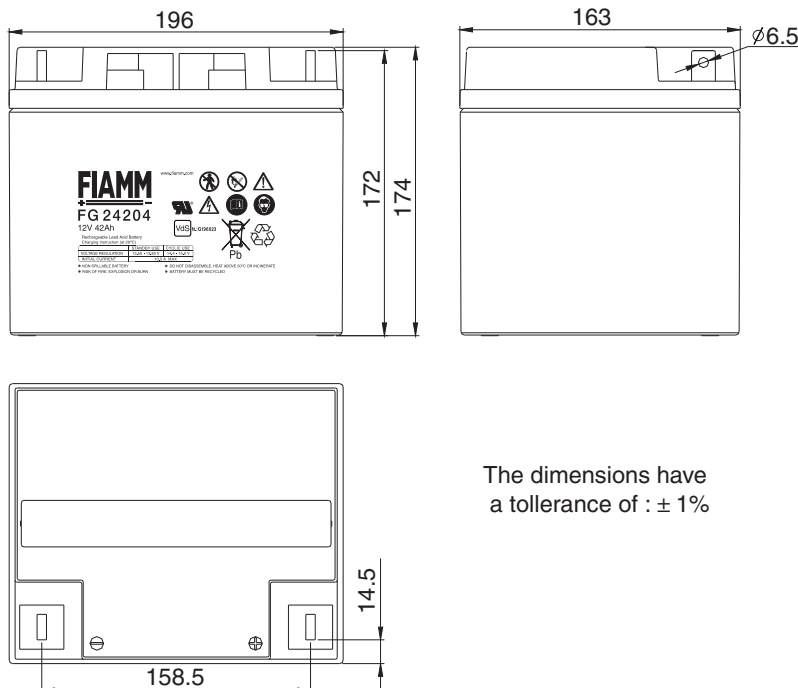
## FG24204

### 12 Volt 42 Ah

FG24204 is a general purpose application battery. Within the FG range FIAMM offer 6V and 12V monoblocs at various amp hour capacities enable the right battery selection for each requirement. FIAMM is a Manufacturer of VRLA batteries and is supported by a dedicated sales network with market knowledge and experience of small sealed lead acid battery applications.


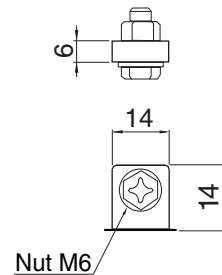
#### Features

Nominal Voltage	12 Volt
Nominal Capacity	42 Ah 20 hours rate to 1.75 Vpc at 25 °C
Float charging voltage	13.50 - 13.80 V/bloc at 25 °C
Boost charge voltage	14.40 - 15.00 V/bloc at 25 °C
Float voltage compensation	-18mV/°C
Maximum charging current	10.5 A
Case	ABS with HB fiammability rate (according UL 94)
Internal resistance	4.6 mΩ in full charged condition
Weight	13.8 kg
Dimensions	L x W x H (TH): 196 x 163 x 174 (172)
Operative temperature range	-20 °C to 50 °C
Shelf life procedures	As batteries lose part of their capacity, during storage, due to self discharge. Fiamm recommends FG range of batteries can be stored for 6 months at an ambient temperature of 20 and 25 °C (see attached graph on reverse). Longer storage requires a recharge. This should be carried out in line with Fiamm recommended method; 2.4 V/cell for no longer than 24 hours at 20 °C



The dimensions have a tolerance of : ± 1%

Flag Ø 6.5 mm  
(Bolt and Nut M6)



# SSLA Products

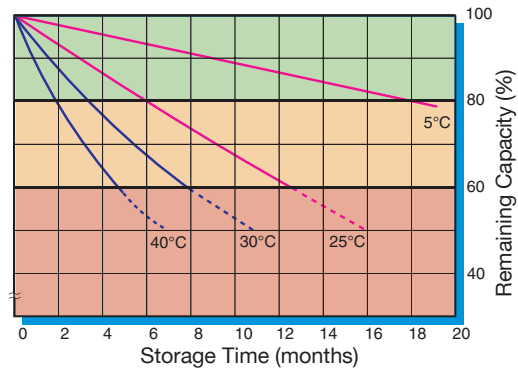
## FG24204 12 Volt 42 Ah

Capacity loss during storage at various temperatures

The battery can be used without refreshing charge

Refreshing charge at 2.4 Vpc for 24 hours (at 20-25°C) must be applied as soon as possible.

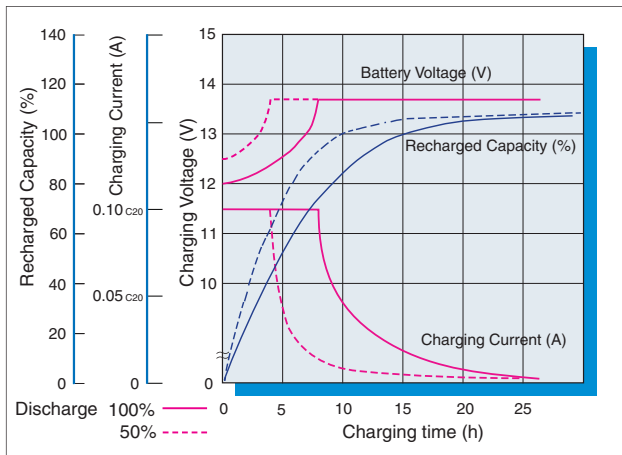
Refreshing charge of 2.4 Vpc may be insufficient to recover the battery capacity. It is important to avoid this area



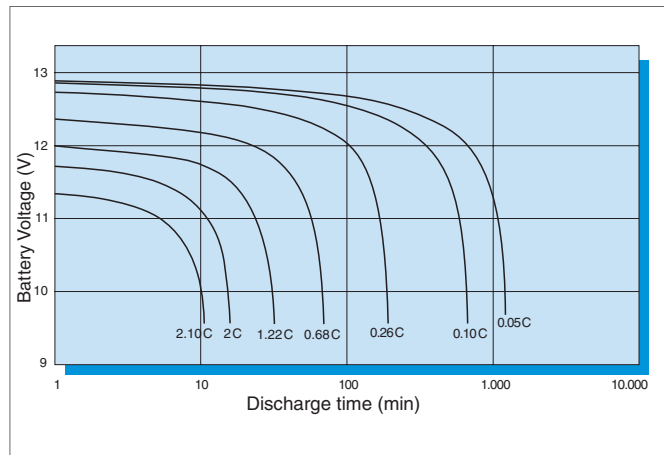
VdS N.:G196023



### Battery Voltage and Charge Time for Standby Use (at 25°C)



### Discharge curves at different current / final voltage (at 25°C)



### Costant Current discharge table (Amperes)

End voltage	5 min	10 min	15 min	20 min	30 min	45 min	1 hour	2 hrs	3 hrs	5 hrs	10 hrs	20 hrs
9.60 V	151	103	78.1	63.4	47.4	34.3	26.9	14.7	10.6	7.04	3.91	2.17
9.90 V	146	101	76.5	62.7	46.9	34.0	26.7	14.6	10.5	6.97	3.87	2.16
10.02 V	143	99.3	75.7	62.2	46.6	33.6	26.5	14.5	10.4	6.93	3.85	2.14
10.20 V	138	97.5	74.8	61.7	46.1	33.3	26.2	14.4	10.3	6.89	3.82	2.12
10.50 V	133	94.8	73.0	60.6	45.2	32.7	25.8	14.2	10.2	6.77	3.76	2.10
10.80 V	121	88.5	69.2	57.0	42.4	31.0	24.6	13.6	9.83	6.59	3.68	2.04

### Costant Power discharge table (Watts per bloc)

End voltage	5 min	10 min	15 min	20 min	30 min	45 min	1 hour	2 hrs	3 hrs	5 hrs	10 hrs	20 hrs
9.60 V	1510	1056	817	676	517	381	303	168	122	81.4	45.4	25.2
9.90 V	1469	1040	806	673	513	379	301	167	121	81.0	45.1	25.2
10.02 V	1440	1027	799	668	511	376	299	166	120	80.7	44.9	25.1
10.20 V	1390	1011	792	664	506	372	297	165	119	80.3	44.7	25.0
10.50 V	1346	986	776	656	499	367	293	163	118	79.3	44.4	24.9
10.80 V	1230	924	740	620	471	350	280	158	115	77.5	43.5	24.3