

# FIAMM

Industrial Batteries

# FG series



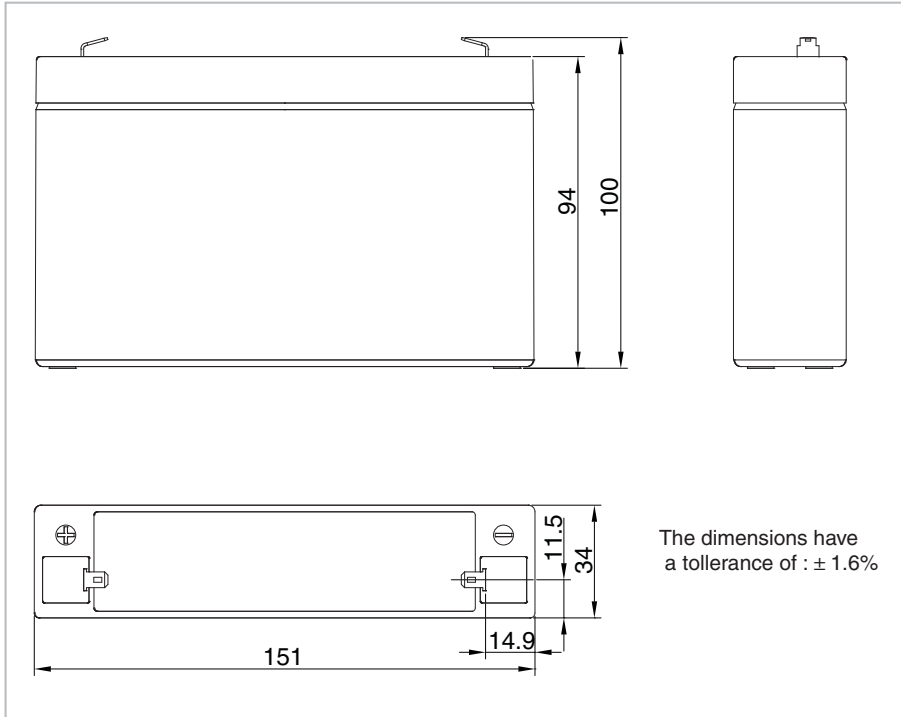
## FG10721

### 6 Volt 7.2 Ah

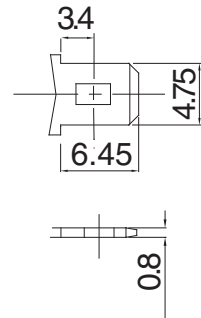
FG10721 is a general purpose application battery. Within the FG range FIAMM offer 6V and 12V monoblocs at various amp hour capacities enable the right battery selection for each requirement. FIAMM is a Manufacturer of VRLA batteries and is supported by a dedicated sales network with market knowledge and experience of small sealed lead acid battery applications.

#### Features

Nominal Voltage	6 Volt
Nominal Capacity	7.2 Ah 20 hours rate to 1.75 Vpc at 25 °C
Float charging voltage	6.75 - 6.90 V/bloc at 25 °C
Boost charge voltage	7.20 - 7.50 V/bloc at 25 °C
Float voltage compensation	-18mV/°C
Maximum charging current	1.8 A
Case	ABS with HB flammability rate (according UL 94)
Internal resistance	11 mΩ in full charged condition
Weight	1.22 kg
Dimensions	L x W x H (TH): 151 x 34 x 94 (99)
Operative temperature range	-20 °C to 50 °C
Shelf life procedures	As batteries lose part of their capacity, during storage, due to self discharge. FIAMM recommends FG range of batteries can be stored for 6 months at an ambient temperature of 20 and 25 °C (see attached graph on reverse). Longer storage requires a recharge. This should be carried out in line with FIAMM recommended method; 2.4 V/cell for no longer than 24 hours at 20 °C



Faston 4.8 mm



# SSLA Products

## FG10721

### 6 Volt

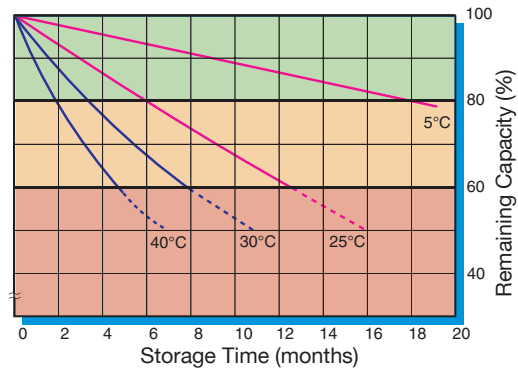
### 7.2 Ah

Capacity loss during storage at various temperatures

The battery can be used without refreshing charge

Refreshing charge at 2.4 Vpc for 24 hours (at 20-25°C) must be applied as soon as possible.

Refreshing charge of 2.4 Vpc may be insufficient to recover the battery capacity. It is important to avoid this area

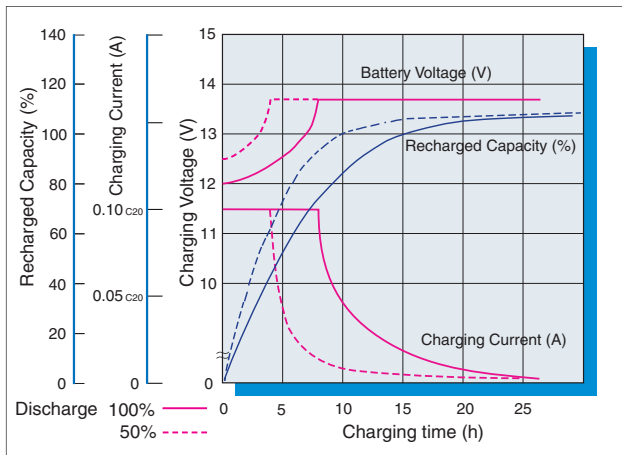


AI30

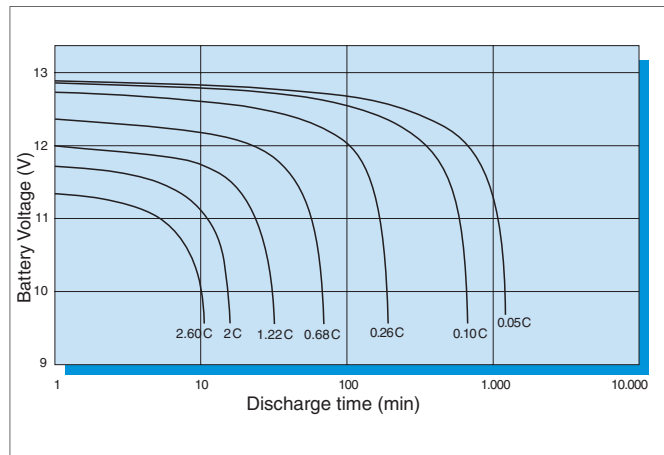


MH27960

### Battery Voltage and Charge Time for Standby Use (at 25°C)



### Discharge curves at different current / final voltage (at 25°C)



### Constant Current discharge table (Amperes)

End voltage	5 min	10 min	15 min	20 min	30 min	45 min	1 hour	2 hrs	3 hrs	5 hrs	10 hrs	20 hrs
4.80 V	28.0	18.6	14.1	11.3	8.22	5.98	4.78	2.69	1.90	1.22	0.68	0.37
4.95 V	27.1	18.3	13.8	11.1	8.11	5.91	4.73	2.66	1.88	1.21	0.67	0.37
5.01 V	26.7	18.0	13.5	11.0	8.05	5.88	4.70	2.64	1.87	1.20	0.67	0.37
5.10 V	26.0	17.7	13.4	10.9	7.99	5.85	4.67	2.62	1.85	1.19	0.67	0.37
5.25 V	24.9	17.2	13.0	10.7	7.88	5.78	4.61	2.57	1.82	1.18	0.66	0.36
5.40 V	23.5	16.5	12.6	10.4	7.71	5.67	4.55	2.53	1.71	1.12	0.63	0.35

### Constant Power discharge table (Watts per bloc)

End voltage	5 min	10 min	15 min	20 min	30 min	45 min	1 hour	2 hrs	3 hrs	5 hrs	10 hrs	20 hrs
4.80 V	140	95.6	73.8	60.2	44.9	33.3	26.9	15.4	10.9	7.04	3.93	2.17
4.95 V	136	94.3	72.8	59.6	44.4	33.0	26.7	15.2	10.9	7.03	3.92	2.17
5.01 V	134	92.9	71.3	58.9	44.2	32.8	26.5	15.1	10.8	7.00	3.91	2.17
5.10 V	131	91.5	70.7	58.5	43.9	32.7	26.4	15.0	10.7	6.97	3.90	2.16
5.25 V	126	89.3	69.2	57.6	43.4	32.4	26.2	14.8	10.6	6.90	3.87	2.15
5.40 V	119	86.3	67.5	56.5	42.8	32.0	25.9	14.6	10.0	6.57	3.75	2.10